



Annual Status of Education Report

AGE 14-18 **असर** **2023** **RURAL**  
**ASER**

Facilitated by PRATHAM



Key Findings : All Districts



## WHY 'BEYOND BASICS'?

In India, compulsory education ends at age 14. To work full time in the organized sector you have to be 18. Are our youth adequately prepared for the path ahead – for further education, work and life?

There are roughly 25 million children in each single year age in India.\*

- In 2005-2006, all India Std VIII enrollment was 11million.
- By 2020-21, this number was close to 22 million.
- Transition rate from Std VIII to Std IX is at 88.81% national.\*\*

In short, today in India more children have more years of schooling than ever before.

Hence, understanding what life is like for young people in the age group 14 to 18 in rural India is very important.

*\* Census projections*

*\*\*Data from UDISE*



# WHAT IS 'BEYOND BASICS'?



ASER 2023 focuses on the age group 14-18 and looks 'beyond basics' to explore a wider set of domains beyond foundational skills.

Domains explored in ASER 2023 are:

**Activity:** What are the youth currently doing? School/college, vocational skilling or work.

**Ability:** Are youth well prepared to handle literacy and numeracy tasks in every day situations? Can they do simple financial calculations?

**Access, Awareness & Skills with digital devices:** Are they familiar with common digital devices and usage?





## **WHERE WAS ASER 2023 DONE**



**ASER 2023 is a household survey done in rural districts.**

**Survey reached:**

**Villages = 1,664**

**Households = 30,074**

**14-18 youth surveyed = 34,745**

**A random sample of 60 villages was visited in each district.**

**The sample for ASER 2023 was limited to 1-2 districts per state.**

**The previous ASER survey that looked closely at the age 14-18 group was ASER 2017.**

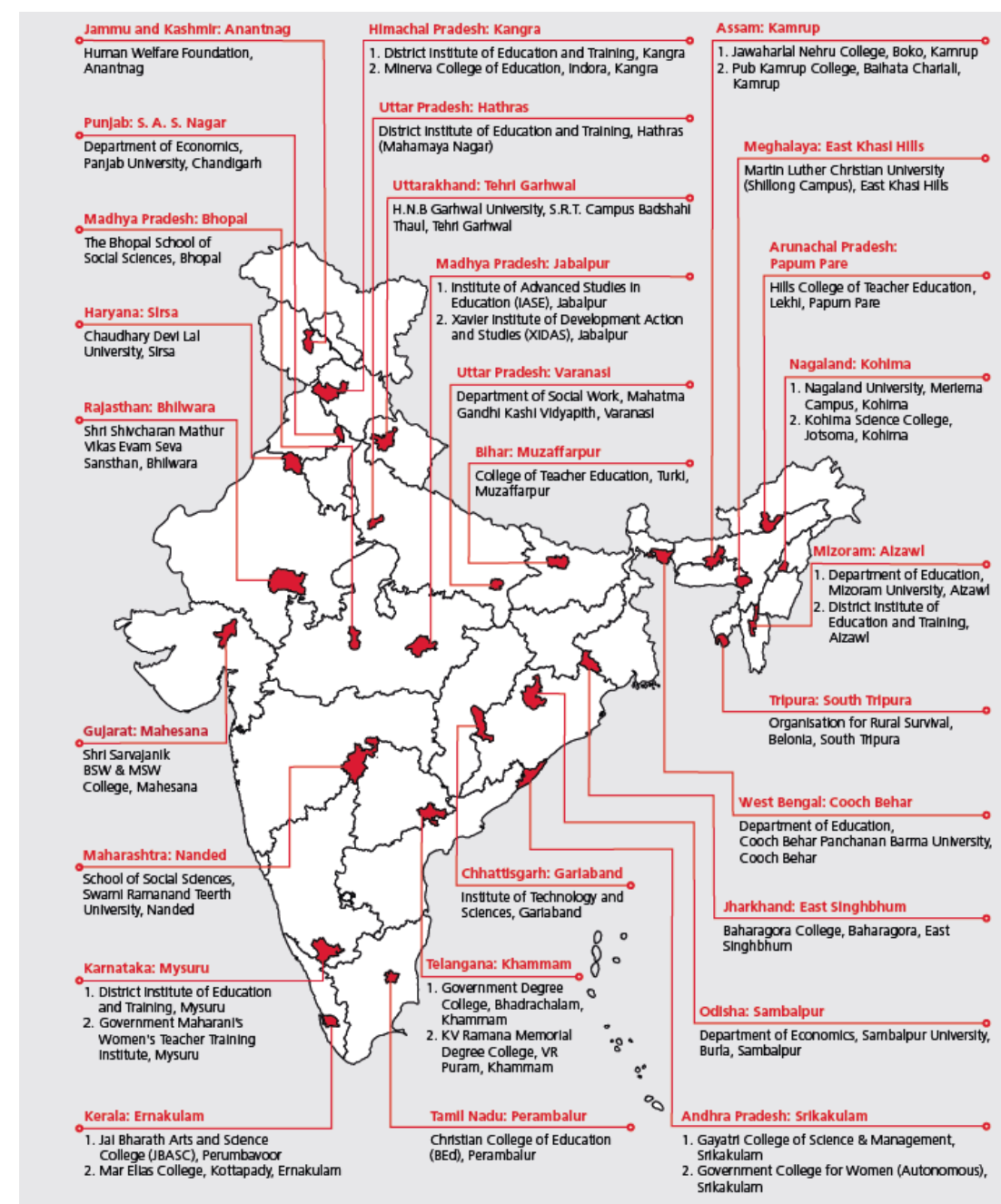


# WHO WAS INVOLVED IN ASER 2023?

Every year, ASER is conducted by one or more partner institutions in each district.

Since the focus of ASER 2023 is on an older age group, this year's partners were colleges and universities. Volunteers were typically enrolled in degree programmes such as BSW, MSW, BEd, MEd, etc.

Over 2,000 volunteers from 37 partner institutions conducted ASER 2023.





# ACTIVITY:





# ACTIVITY: WHAT ARE YOUTH (AGE 14-18) CURRENTLY DOING?

## CURRENTLY ENROLLED

Of all youth in the age group 14 to 18:

**53%** are still in school (Std X or below)

**28%** are in either Std XI or XII.

**7%** are in college.

**13%** are currently not enrolled anywhere.

**Age 14:** 72% students are enrolled in govt institutions.

**Age 18:** This figure is about 44%.

## CURRENTLY NOT ENROLLED

**Age 14:** % Youth not enrolled is low at **3.9%**.

Hardly any difference between boys and girls

**Age 18:** % Youth not enrolled is much higher at **32.6%**

33.4% females not enrolled. 31.6% males not enrolled



# ACTIVITY: WHAT ARE YOUTH (AGE 14-18) CURRENTLY DOING?

## VOCATIONAL TRAINING

Only about **5.6%** of all youth in this age group are doing vocational courses. Most of those who do such courses are enrolled in short courses of six months or less.

*(Note: It is worth noting that most of the sample is still under 18 & enrolled in school or college.)*



## WORK outside home

**33.7%** of all youth age 14-18 worked for more than 15 days in the last month (excluding household work)

Of those who are in college or school, depending on age and grade, between

**29%** to **37%** work

Of those who are not currently enrolled **55%** work.

## WORK at home

Household chores on a daily basis

More females (**86%**) reported working at home as compared to males (**66%**)



# ABILITY: BASIC READING & ARITHMETIC | EVERYDAY TASKS





## Reading text at Std II level

विमला और अजय मेला देखने गए। उन्हें मेले में तरह-तरह की दुकानें दिखी। मेले में बहुत झूले थे। वहाँ गरम-गरम हलवा और जलेबियाँ भी बिक रही थी। जलेबी देखकर दोनों के मुँह में पानी आने लगा। उन्हें जलेबी खाने का मन करने लगा। विमला ने जलेबी खरीदी। दोनों ने मिलकर जलेबी खाई। शाम को दोनों घर लौट आए।

**73.6%** of all youth in the age group 14 to 18 can read at least this level of text.

76% females as compared to 71% males can read at least at Std II level.

## Arithmetic

$$7 \overline{)872}$$

**43%** of all youth can do division problems.

In Math, **45% males** can at least solve the division problem as compared to **42% females**.

## English

Sentence

What is the time?

This is a large house.

I like to read.

She has many books.


**57.3%** of all youth can at least read English sentences. Of those who can read, 73.5% can understand the meaning of the sentence

*Note: ASER tests are progressive and done one on one. For example, the division task is the highest level. The person who can do this task can do all other basic arithmetic operations and has basic number knowledge.*

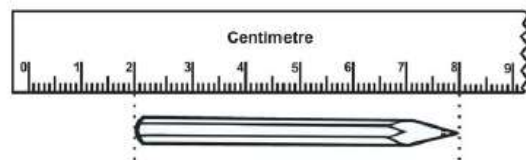


# EVERYDAY CALCULATIONS

How long is this key?



85% of all youth get it right.



What is the length of this pencil?

Less than 40% could give the right answer.

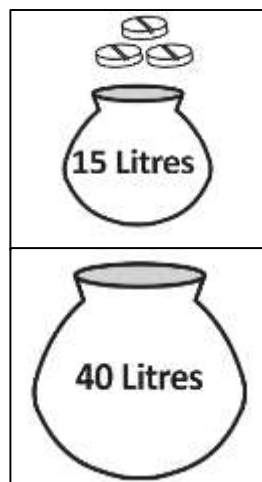


Can you calculate time?

If this girl sleeps at this time at night and wakes up at this time in the morning then for how many hours does she sleep?

Around 45% can come up with the right answer

*59% of those who have basic arithmetic skills could correctly say how long the girl had slept.*



How many chlorine tablets will be needed for the big pot?

48% of all youth can give the right answer

*Of the young people who have basic arithmetic skills (i.e. can at least do the division problem on the ASER test), 63% can solve this problem correctly whereas only 37% of those who cannot do division can solve this problem.*

***Across all tasks, males do better than females.***

***For every task, those who are enrolled do much better than those who are not enrolled.***



ORS is used widely. For effective oral rehydration, following instructions properly is important.

**ओ.आर.एस.**  
(जीवन रक्षक घोल)

ओ.आर.एस. घोल तैयार करने की विधि



साफ बर्तन में 1 लीटर पानी उबालें और उसे ठंडा कर लें।



ठंडे पानी में 1 पैकेट पूरा ओ.आर.एस. खोल दें।



इसे अच्छी तरह मिला लें।



यह घोल बच्चे को पिलाएँ।

ओ.आर.एस. के घोल की मात्रा उम्र और दस्त की गंभीरता को देखते हुए दें।

बच्चा : 1 से 2 लीटर घोल को 24 घंटे के अन्दर पिलाएँ।  
बयस्क : 2 से 4 लीटर घोल को 24 घंटे के अन्दर पिलाएँ।  
इस इलाज को दस्त ठीक होने तक जारी रखें।

सूचना :  
• बना हुआ घोल ढककर रखें एवं 24 घंटे के अन्दर ही इस्तेमाल करें।  
• बचा हुआ घोल फेंक दें।

इस पैकेट को सूखी और ठंडी जगह में ही रखें।  
मूल्य : 22 रुपये  
उत्पादन की तारीख : मार्च 2022  
समाप्ति की तारीख : फरवरी 2025

We asked young people to read instructions on an ORS package and orally answer four questions: This task was given only to those who could read at least at Std I level.

- How many packets of ORS to be mixed in 4 litres of water?
- In how many hours should the mixture be consumed?
- How many litres of the mixture can a 45 year old man be given in 24 hours?
- Based on the information given, can this ORS package be consumed in March 2024?

Overall, **65%** youth could correctly answer at least 3 of the 4 questions.

**69%** of those who could read at least at Std II level answered correctly as compared to **38.5%** of those who were not able to read at Std II level.



Need to buy 3 items for Rs 50. Which items will you buy?

Rate list	
Cold Drink.....	₹ 25
Tea.....	₹12
Namkeen.....	₹ 22
Biscuit.....	₹ 27
Chocolate.....	₹ 16

61% of youth can do these calculations correctly

Males = 69%  
Females = 54%

How much will the T-shirt cost?



37% youth can give the correct cost for the T-shirt

Males = 47%  
Females = 28%

Which bank to get loan from? How much to repay at the end of one year?

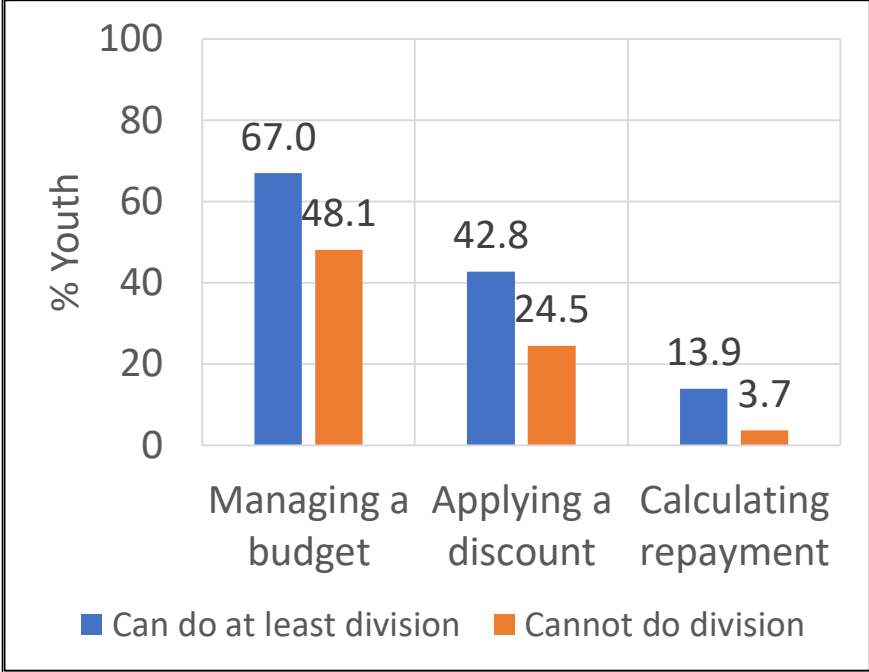
Rates of Interest offered by Banks	
Name of Bank	Interest Rate on loan
Laxmi Bank	11% per year
Lena Bank	12% per year
Rashi Bank	13% per year

Loan Amount = Rs. 20,000

11% can choose the bank correctly and calculate the correct repayment amount

Males = 15%  
Females = 7%

% Youth who can do financial calculations, by ASER arithmetic level – All Districts



Across all tasks, more youth who have basic arithmetic skills (i.e. can do at least division) are able to do financial calculations correctly.



# ACCESS, AWARENESS AND SKILLS: DIGITAL DEVICES & USE





**AVAILABILITY/ACCESS &  
OWNERSHIP OF DIGITAL  
DEVICES**

**COMMUNICATION WITH  
DIGITAL DEVICES & ONLINE  
SAFETY**

**USING SMARTPHONE for  
EDUCATION,  
ENTERTAINMENT &  
SERVICES**

**DIGITAL TASKS DONE BY  
YOUTH** (Only administered to  
those who could bring a  
smartphone for tasks)





# AVAILABILITY/ACCESS & OWNERSHIP OF DIGITAL DEVICES

## Self-reported

### AVAILABILITY, USE & OWNERSHIP OF COMPUTERS

#### COMPUTER

Of all youth, **9%** have a computer.

Of those, **85%** can use it.

Of all youth, **91%** do not have a computer.

Of those **34%** can use it.

### AVAILABILITY, USE & OWNERSHIP OF SMARTPHONES

#### SMARTPHONE

**89%** of all youth have a smart phone at home

**92%** can use a smartphone

Of those who can use a smartphone **31%** have their own smart phone.

Of all males who can use a smartphone, **44%** have their own smartphone.

Of all females who can use a smartphone, **20%** have their own smartphone.



# COMMUNICATION WITH DIGITAL DEVICES & ONLINE SAFETY

## Self-reported

### COMMUNICATION: EMAIL

**92% of all youth in this age group can use a smartphone.**

51% males and 30% females have an email id  
20% males and 9% females have sent an email.

### SOCIAL MEDIA USE

**92% of all youth in this age group can use a smartphone.**

Of these 90% youth used social media in the reference week.

### ONLINE SAFETY

**Of those who have used social media in the reference week,**

52% can report/block a profile

48% know how to make a profile private

52% know how to change a password.





# USING SMARTPHONE

## Self-reported

92% of all youth in this age group can use a smartphone.

These questions were only asked to those who said they can use a smartphone.

### For ENTERTAINMENT (In the reference week)

78% used a smartphone for watching movies or listening to songs

57% played games on a smartphone

Visible gender differences

**Big gender differences**

### For EDUCATION & LEARNING

66% youth reported doing some education related activity online in the reference week:

45-50% watched videos related to studies, solved doubts using online resources and exchanged notes using messaging apps

Higher usage by those who could at least read at Std II level

**Not much difference by gender**

### For SERVICES

28% youth reported ever using online services:

17% have made payments or filled forms

7% have paid bills

4% have booked tickets

**Big gender differences**



DIGITAL TASKS (Only administered to those who could bring a smartphone for tasks)

Actual tasks

67.1% youth across all districts could bring a smartphone to do digital tasks;  
73% males could bring a smartphone as compared to 62% females. More 17-18-year-olds could bring smartphones

Q: Set an alarm for 8.30am for tomorrow morning.

66% youth can set an alarm

75% males  
58% females  
can do this task

Q: Search and tell me the name of the first woman President of India.

71% can browse and find the right information

Similar proportion of males and females are able to do this.

Q: Find the “PMGDISHA Module 1” video on YouTube.

82% can find a video

Q: If found video, then share it via a messaging app.

Of those who found the video, about 89% could share

85% males and 78% females can find the specified video and of those more than 85% can share it.

Q: Using Maps, find the time it will take to reach from your current location to the district bus stand on a two-wheeler.

37% can use a google map

49% males and 25% females can use maps



## CONCLUDING THOUGHTS

- Most youth are still enrolled in school or college. Therefore there is still time to build their skill-sets before they leave school or college.
- The overall patterns indicate that having basic foundational skills like reading and arithmetic are very helpful even for daily tasks and common calculations. Need to plan how to improve foundational learning for those who do not have it even in this age group.
- Close to 60% youth can read simple English. This is an advantage that needs to be built on.
- The ability to do basic daily tasks involving simple comprehension and financial calculations increases substantially with the ability to do math. Building very basic math skills generates large dividends.
- Access to smartphones is high and almost every one knows how to use a smartphone. Usage however varies considerably by purpose. More than half of all young people do not have knowledge of online safety. Most use smartphones for entertainment, about half use it for education related activities. Few have used online services.

In conclusion, the ASER 2023 data suggest that we must ensure that our young people reach adulthood with the knowledge, skills, and opportunities for going forward in education but also in their capacity to navigate daily life. Serious & immediate rethinking about this age group is urgently needed in terms of their “learning for school”, “learning for work” and “learning for life”

Annual Status of Education Report

AGE 14-18 **असर** **ASER** **2023** **RURAL**

Facilitated by PRATHAM

For more information

[www.asercentre.org](http://www.asercentre.org)

[www.pratham.org](http://www.pratham.org)

Contact:

[contact@asercentre.org](mailto:contact@asercentre.org)

[info@pratham.org](mailto:info@pratham.org)

